Year 6 - Percentages (Multiples of 10) — Lesson Guide

Step 1

20% of 50 = ☐



Per cent means out of 100. To find 10%, we split the whole into ten equal parts. We can use this amount to find other multiples of 10%.

Step 2

20% of 50 = ☐

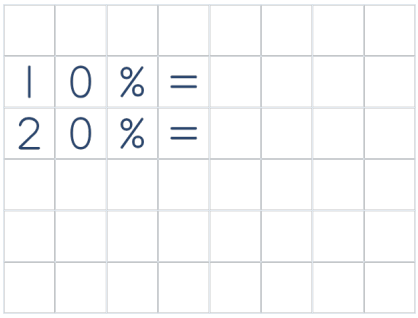

We are finding 20% of 50. Write 10% and an equals sign. Read this row as 10% of 50. Write 20% and an equals sign. Read this row as 20% of 50.

Step 3

20% of 50 = ☐

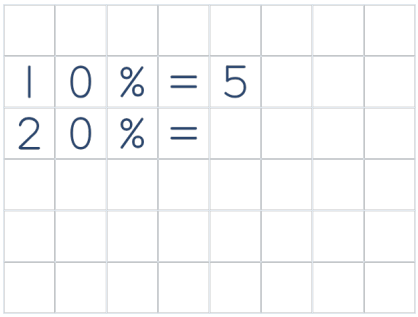

Remember: Find ten per cent of the whole amount by dividing the whole by ten.

We divide 50 by 10 to find 10%. 50 ÷ 10 = 5. We write 5 on the 10% row.

Step 4

20% of 50 = ☐

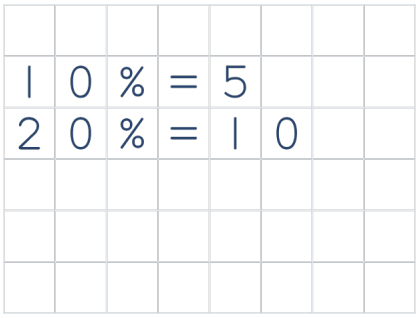

Remember: Read each percentage as a share of the original whole. In this question, the whole is 50.

The 10% row shows 5, which is 10% of 50. For 20% of 50, use 2 lots of 5. 5 × 2 = 10. Write 10 on the 20% row.

Step 5

20% of 50 = **10**

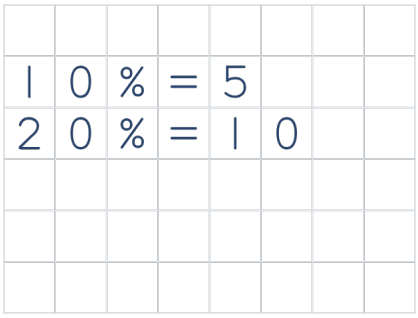

The answer is 10. Copy 10 into the answer box. Make sure you copy the answer correctly.